

Cabinet Bases

Multi Cabinet Base



Applications:

Traffic Signals, Motorway

The NAL Multi Cabinet Base has been designed to simplify the installation, upgrading and replacement of all types of Electrical Control Cabinets, specifically for sites with multi cabinets. The system provides a sealed and vented base with a structural access chamber as the base of the cabinets.

It facilitates the connections of underground duct and cables into the cabinets without the need for hazardous base seal.

The system provides open cable access between cabinets and simplifies the process of adding or replacing future cables.

Individual cabinet plinths and gland trays provide an IP seal to the incoming and outgoing cables.

Advantages

- ◇ Eliminates the need for pea gravel or hazardous base seal
- ◇ Eliminates risk of rodent infestation in cabinets
- ◇ Eliminates risk of underground gas build ups
- ◇ Reduction in multiple cabinet footprint
- ◇ Enables open cable access between cabinets
- ◇ Allows simple replacement or additional cables to be installed
- ◇ Reduces the risk of cable theft during installation
- ◇ Separation of civils and electrical installation contracts



A CRH COMPANY

Multi Cabinet Base Specification

Multi Cabinet Base must enable the installation of cabinets without the need for base seal and pea gravel.

Multi Cabinet Plinth should be manufactured from 2mm utility grade 1.4003 stainless steel polyester powder coated to match cabinets.

Multi Cabinet Bases must be supplied with cable gland trays with sealing glands for all incoming cables. Any unused apertures within the gland tray must be supplied with a nylon blanking plug.

Multi Cabinet Bases must to be manufactured with a min of 16nr louvre air vents with perforated steel mesh fixed internally to irradiate gas and condensation build up.

Multi Cabinet Base must be linked with 20mm braided earth leads.

Both plinth and cable gland tray to be manufactured with pre-drilled fixing points for cabinet, castellation bars and earth points to suit the specific cabinet it is being used with. All components must be linked with 6mm earth cables.

Access chambers must be manufactured from thermoset GRP.

Access chambers beneath plinth must be of twin wall construction which has been vertically load tested to EN 124 E600 (60 tonnes STAKKAbOX™ Ultima Connect.)

Access chambers must have side walls capable of withstanding 100kn load with a max. Deflection of 38mm.

Access chamber external walls shall be free from moulding voids that will negatively impact the effectiveness of compaction which should be in accordance with the New Roads and Street Works Act (1991).

Access chambers must not be jointed in the corner or require mechanical fixing to achieve strength.

Access chambers must have a clear opening beneath all the cabinets must be capable of securing 2nr to 8nr cabinets on a single chamber.

Multi Cabinet Bases are to be supplied to the above specification by NAL Ltd or any equally approved manufacturer.



A CRH COMPANY

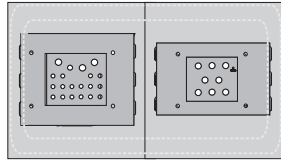
T: **+44 (0)1905 427100**
F: **+44 (0)1905 427030**
E: **sales@nal.ltd.uk**
W: **www.nal.ltd.uk**

NAL Ltd
Weir Lane
Worcester
WR2 4AY

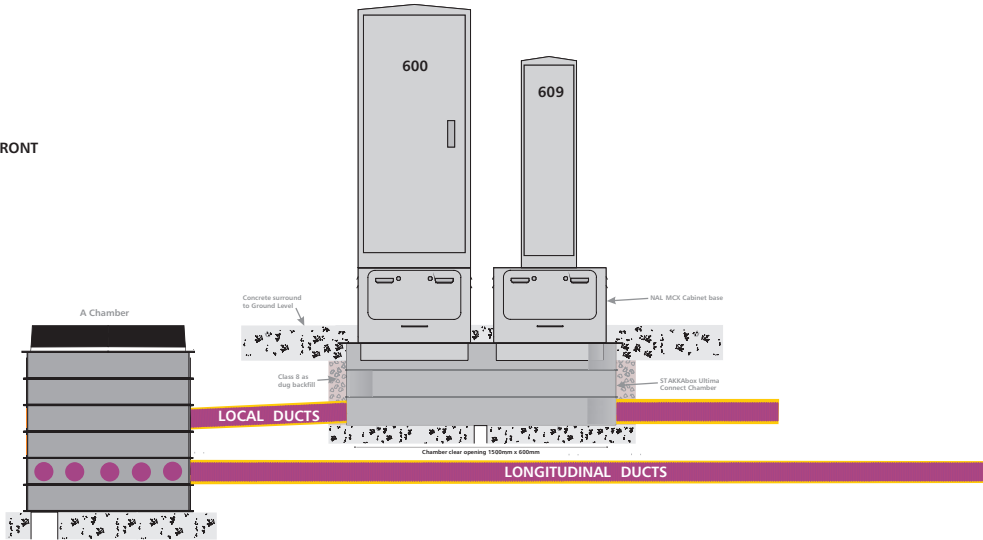
Motorway Multi Cabinet Configurations

NAL MCX Cabinet Base
1 x 600 and 1 x 609

PLAN
(Section through
gland tray)

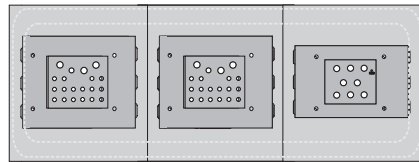


FRONT

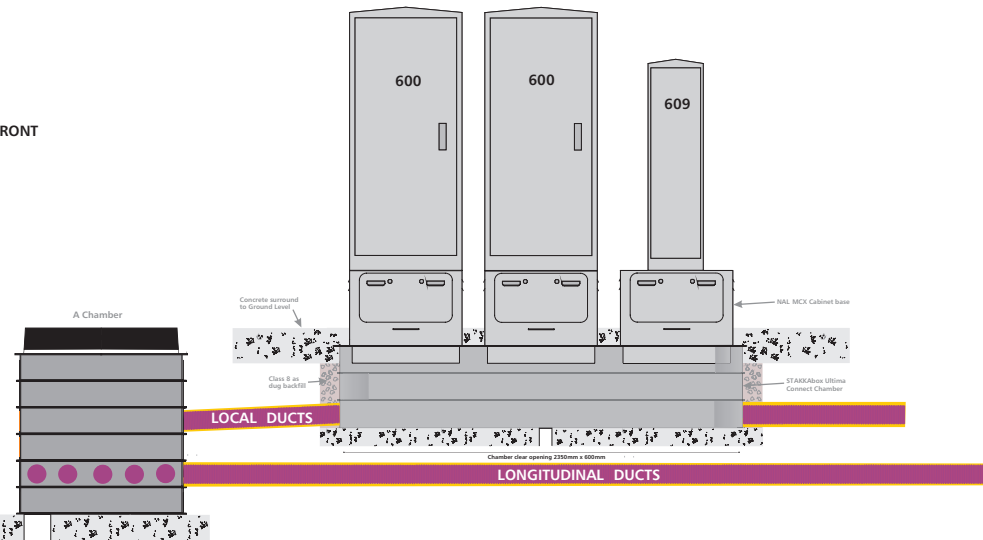


NAL MCX Cabinet Base
2 x 600 and 1 x 609

PLAN
(Section through
gland tray)



FRONT



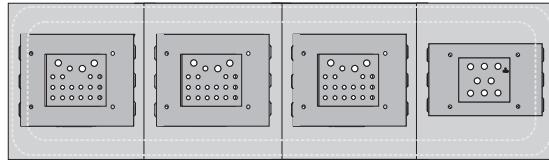
T: +44 (0)1905 427100
F: +44 (0)1905 427030
E: sales@nal.ltd.uk
W: www.nal.ltd.uk

NAL Ltd
Weir Lane
Worcester
WR2 4AY

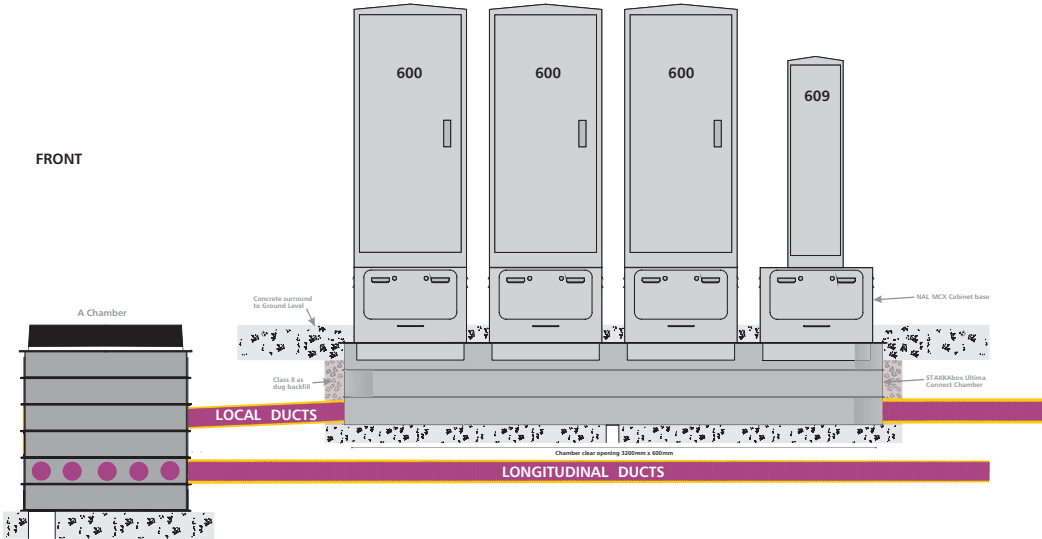
Motorway Multi Cabinet Configurations

NAL MCX Cabinet Base
3 x 600 and 1 x 609

PLAN
(Section through gland tray)

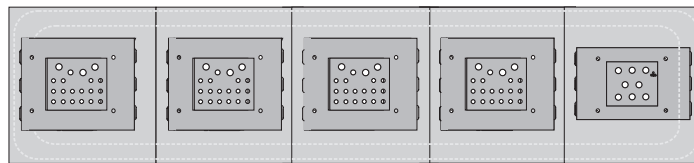


FRONT

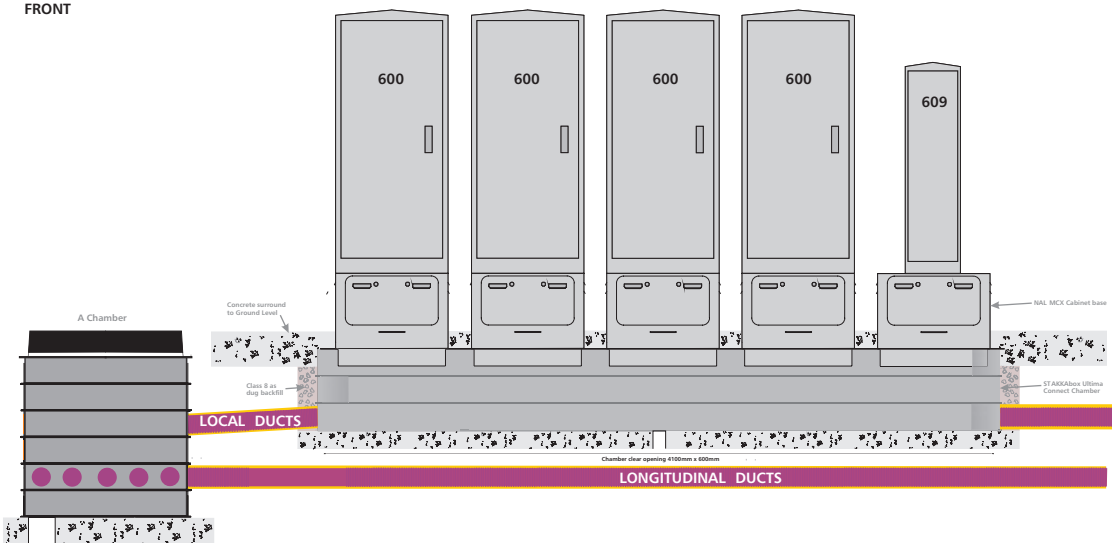


NAL MCX Cabinet Base
4 x 600 and 1 x 609

PLAN
(Section through gland tray)



FRONT



A CRH COMPANY

T: +44 (0)1905 427100
F: +44 (0)1905 427030
E: sales@nal.ltd.uk
W: www.nal.ltd.uk

NAL Ltd
Weir Lane
Worcester
WR2 4AY